

**1** LEVEL 1  
3/64" = 1'-0"

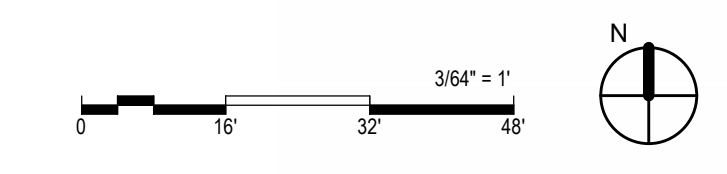
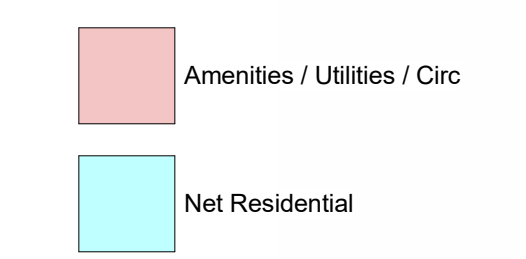
| Zoning Summary              |                    |                        |         |
|-----------------------------|--------------------|------------------------|---------|
| APN: 071-403-002            | Required           | Provided               | Comment |
| Minimum Residential Density | 20 Units / Acre    | 123                    | OK      |
| Minimum Lot Size            | 7,500 SF Min       | 89391 SF               | OK      |
| Building Height             | 60' Max            | 48' if 4 Stories Total | OK      |
| Setbacks:                   |                    |                        |         |
| Front Yard                  | 10'                | 11'-3"                 | OK      |
| Side Yard, Street           | 10'                | 18'-6"                 | OK      |
| Side Yard, Interior         | 5'                 | 5'                     | OK      |
| Rear Yard                   | 10'                | 10'                    | OK      |
| Lot Coverage                | 50% Max            | 50%                    | OK      |
| FAR                         | 2 Max (178,782 SF) | 2.0 (178,216 SF)       | OK      |
| Useable Open Space          | 10% Min            | 32%                    | OK      |
| Vehicle Parking             | None Required      | 0                      | OK      |
| Bicycle Parking             | 1 Per Bedroom      | 1 Per Bedroom          | OK      |

| Building Summary       |         |                 |                              |         |
|------------------------|---------|-----------------|------------------------------|---------|
|                        | Parking | Net Residential | Amenities / Utilities / Circ |         |
| Floor 1 (12' Ft to Ft) | 0       | 23,450          | 21,104                       | 44,554  |
| Floor 2 (12' Ft to Ft) | 0       | 36,050          | 8,504                        | 44,554  |
| Floor 3 (12' Ft to Ft) | 0       | 36,050          | 8,504                        | 44,554  |
| Floor 4 (12' Ft to Ft) | 0       | 36,050          | 8,504                        | 44,554  |
|                        | 0       | 131,600         | 46,616                       | 178,216 |

|         | Studio | 1BR | 2BR |     |
|---------|--------|-----|-----|-----|
| Floor 1 | 3      | 0   | 32  | 35  |
| Floor 2 | 7      | 0   | 48  | 55  |
| Floor 3 | 37     | 0   | 33  | 70  |
| Floor 4 | 81     | 0   | 11  | 92  |
|         | 128    | 0   | 124 | 252 |

Studio = 1 Typ Module = 12'-6" X 28' - 0" = 350 SF  
 2BR = 2 Typ Module = 700 SF  
 2BR Units occur at corners, 1 BR Units occur along façade.

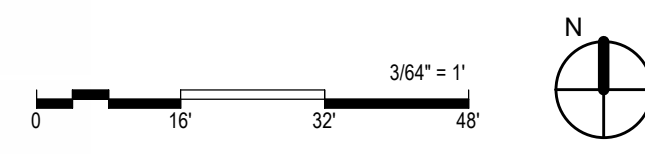
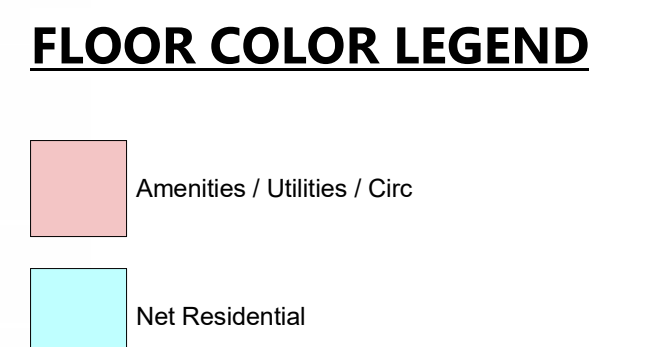
**FLOOR COLOR LEGEND**



**TEST FIT - 1**  
1616 DaVinci Court



**1** LEVEL 2  
3/64" = 1'-0"



## TEST FIT - 1

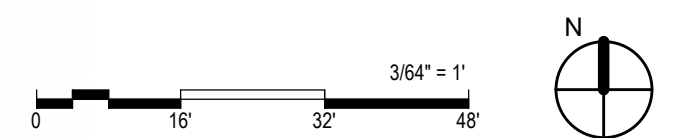
1616 DaVinci Court



**1** LEVEL 3  
3/16" = 1'-0"

### FLOOR COLOR LEGEND

- Amenities / Utilities / Circ
- Net Residential



## TEST FIT - 1

1616 DaVinci Court



